

## How to upload a Turnitin Assignment

1. Log into Moodle and open your class Moodle page.
2. Locate the Turnitin Assignment link for this assessment on the page.

**Check that you have selected the correct assignment upload link to use.**



3. Open the link and choose Submit Paper on the menu bar.

Assignment Part 1

Title	Start Date	Due Date	Post Date	Marks Available
Final Assessment - Assignment Part 1	2 Apr 2020 - 10:00	9 Apr 2020 - 10:00	9 Apr 2020 - 10:10	100

Summary:  
By submitting your assignment you agree that this is all your own work, in compliance with the AIT Plagiarism policy, and you are aware that you may be called to an interview on this assessment at a later date if considered necessary.

Refresh Submissions

Submission Title	Turnitin Paper ID	Submitted	Grade	
--	--	--	--	Submit Paper

4. Upload your submission

**Method 1:** Choose a file from your computer

Add a name to the submission

Follow the naming conventions as specified by your lecturer.

### Submit Paper

Submission Type

File Upload

Submission Title

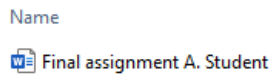
A. Student Assessment 1

Select upload a file

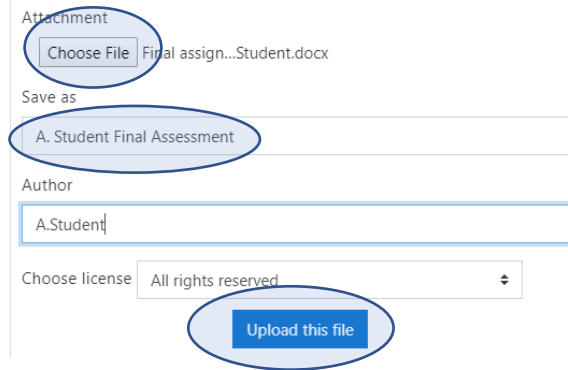


Select Choose File

Navigate through your PC to locate your file.



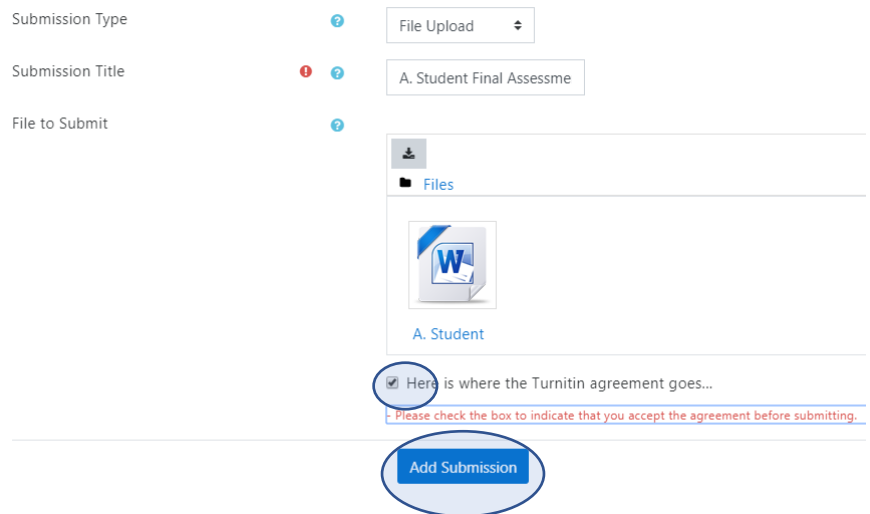
Save the submission with an identifying name



Click on Upload this file.

Tick the box for the Turnitin agreement if shown BEFORE you submit your assignment.

### Submit Paper



Click on Add Submission to complete your Upload.

## Method 2: Drag and Drop

Enter an identifying name for your submission.

Follow the naming conventions as specified by your lecturer.

Drag your assignment from your desktop into the upload box.

Check your file has been added to the box.

Submit Paper

Submission Type  
File Upload

Submission Title  
A. Student Final Assessme

File to Submit  
Maximum size for new files: 100MB, maximum attachments: 1

You can drag and drop files here to add them.

Here is where the Turnitin agreement goes...



Tick the box for the Turnitin agreement if shown BEFORE you submit your assignment.

Click on Add Submission to complete your Upload

Submit Paper

Submission Type  
File Upload

Submission Title  
A. Student Final Assessme

File to Submit

A. Student

Here is where the Turnitin agreement goes...

Please check the box to indicate that you accept the agreement before submitting.

Add Submission

## 5. You will receive a Digital Receipt

Your submission has successfully been uploaded to Turnitin.

Digital Receipt  
Turnitin submission id: 1287712481

Submission extract:

Athlone Institute of Technology has been named The Sunday Times 'Institute of Technology of the Year 2020' in Ireland's official league table which benchmarks the country's 19 third level institutions, after topping the national rankings once again. This is the second time in just three years that the multi-award-winning institute has secured the prestigious accolade, having previously been awarded the overall 'Institute of Technology of the Year' in 2018, and the 'Institute of the Year Runner-Up' in 2017. This news follows a year of considerable success for the Midlands-based third level institute, who just last month announced its intention to form a technological university with Limerick Institute of Technology.

A copy of this is also sent to your Moodle email address.

It is very important to keep a copy of this for proof of submission.