

ATHLONE INSTITUTE OF TECHNOLOGY



*Institiúid Teicneolaíochta  
Bhaile Átha Luain*  
Athlone Institute of  
Technology

**CONSOLIDATED FINANCIAL STATEMENTS  
for the year ended 31 August 2015**

# Table of Contents

	<b>Page No.</b>
Table of Contents	1
Statement of Institute Responsibilities	2
Statement of Internal Control	3-5
Report of the Comptroller and Auditor General	6
Statement of Accounting Policies	7-9
Consolidated Income and Expenditure Account	10
Consolidated Balance Sheet	11
Institute Balance Sheet	12
Consolidated Cash Flow Statement	13
Notes to the Consolidated Financial Statements	14-21

# ATHLONE INSTITUTE OF TECHNOLOGY


## Statement of Institute Responsibilities

The Institutes of Technology Acts 1992 to 2006 require the Institute to prepare financial statements in such form as may be approved by the Higher Education Authority and to submit them for audit to the Comptroller and Auditor General. In preparing these financial statements the Institute is required to:-

- select suitable accounting policies and apply them consistently
- make judgements and estimates that are reasonable and prudent
- prepare the financial statements on the going concern basis, unless that basis is inappropriate
- disclose and explain any material departures from applicable accounting standards.


The Institute is responsible for keeping adequate accounting records, which disclose with reasonable accuracy at any time the financial position of the Institute and which enable it to ensure that the financial statements comply with the Institutes of Technology Acts 1992 to 2006. The Institute is also responsible for safeguarding its assets and for taking reasonable steps for the prevention and detection of fraud and other irregularities.

Signed:

  
Mr. Frank Ryan  
Chairman of AIT Governing Body

Date: 26/10/16

Signed:

  
Prof. Clarán Ó Catháin  
President of AIT

Date: 26. 10. 16

## **ATHLONE INSTITUTE OF TECHNOLOGY**

### **Statement of Internal Control**

#### **Governing Body Responsibility for System of Internal Control**

The Governing Body acknowledges its responsibility for ensuring that an effective system of internal financial controls is maintained and operated in the Institute.

#### **Reasonable Assurance against Material Error**

The system can only provide reasonable and not absolute assurance that assets are safeguarded, transactions are authorised and properly recorded, and that material errors or irregularities are either prevented or would be detected on a timely basis.

The system of internal control is designed to manage, rather than eliminate the risk of failure to achieve policies, aims and objectives or to conduct affairs in an orderly and legitimate manner. To that extent, it can, therefore, only provide reasonable and not absolute assurance of effectiveness.

Effective financial controls, including clear delineation and separation of functions and maintenance of proper accounting records, are an important element of internal control. They help ensure the Institute is not unnecessarily exposed to avoidable financial risks and that financial information used and published is reliable. They also contribute to the safeguarding of assets, including the prevention and detection of fraud.

#### **Key Control Procedures**

The operation and effectiveness of the internal controls are reported to the Audit Committee by the Institute's management, and from the Audit Committee to the Governing Body. The Statement of Internal Control is provided annually to the Comptroller & Audit General as part of the audit process. The Audit Committee met with the Internal Auditors to review and finalise the internal audit reports on the 4<sup>th</sup> of February 2015, the 11<sup>th</sup> March 2015, and also on the 30<sup>th</sup> of June 2015.

The system of internal control is based on an ongoing process designed to:

- (i) identify the principal risks to the achievement of policies, aims and objectives;
- (ii) evaluate the nature and extent of those risks, and
- (iii) manage the risks efficiently, effectively and economically.

We have undertaken the following actions to ensure an effective internal control system:

- Financial procedures and regulations are currently documented, implemented and up to date;

- Regular reviews by the Governing Body of periodic and annual financial reports, including financial performance against budgets;
- Capital investment control guidelines in accordance with Government policy and procedures;
- Reports from the Audit Committee to Governing Body;
- An annual internal audit review, carried out by our Internal Auditors, of the Institute's system of internal controls which is reported to the Governing Body through the Audit Committee;
- Academic quality processes are in place for all aspects of the academic programmes. These encompass a range of processes including external examiners, external validation panels and internal and external review panels at the relevant stages of the academic quality cycle.

We have undertaken the following actions in line with our Risk Management strategy:

- Adopted a new Risk Management Policy on 10<sup>th</sup> December, 2014.
- Conducted on-going review of the Risk Management Policy and report to the Audit Committee on a regular basis;
- Agreed where the principal management responsibility rests for risk management

In addition to the actions above, an Institute wide Risk Register was maintained to facilitate the on-going reporting and monitoring of risk issues by the responsible managers in the Institute. AIT's Risk Register was reviewed by the Audit Committee on 11<sup>th</sup> March, 2015 and 30<sup>th</sup> June, 2015.

Institute management prepares and presents the Operational Programme and Budgets to Governing Body for approval annually. Management present a financial update to Governing Body showing actual results year to date against budget. Significant financial developments are advised to Governing Body as they arise.

Financial procedures and regulations are documented, implemented and are reviewed by the Audit Committee annually.

Institute procedures for financial control were updated by management and presented for review by the audit committee on the 4<sup>th</sup> February, 2015 and recommended to Governing Body for approval.

Quarterly and annual reports of actual performance against budgeted revenue targets are presented to the Executive Management Team (EMT) and Governing Body.

AIT's Audit Committee met on four occasions during the 2014/15 academic year: (24<sup>th</sup> September, 2014; 4<sup>th</sup> February, 2015; 11<sup>th</sup> March, 2015, and 30<sup>th</sup> June, 2015).

AIT's Internal Audit plan, which is in line with the requirements of the Internal Controls Framework, is reviewed by the Audit Committee and approved by Governing Body.

The Internal Audit reports provide a review and formal report on the adequacy and effectiveness of the Institute's system of internal control and financial controls, with recommendations for improvement where necessary.

The Governing Body's monitoring and review of the effectiveness of the system of internal control is informed by the work of the President and Executive Management within Athlone Institute of Technology who have responsibility for the development and maintenance of the internal control framework, by the work of the Internal Auditors and the Audit Committee which oversees the work of Internal Audit and agrees the audit plan for each year.

A review of procurement for 2014/15 was presented to the Audit Committee on 24<sup>th</sup> February, 2016.

Signed:



**Mr. Frank Ryan**  
**Chairman of AIT Governing Body**

Date:



Signed:



**Prof. Ciarán Ó Catháin**  
**President of AIT**

Date:





## Comptroller and Auditor General

### Report for presentation to the Houses of the Oireachtas

#### Athlone Institute of Technology

I have audited the consolidated financial statements of Athlone Institute of Technology for the year ended 31 August 2015 under the Institutes of Technology Acts 1992 to 2006. The financial statements comprise the statement of accounting policies, the consolidated income and expenditure account, the consolidated and Institute balance sheets, the consolidated cash flow statement and the related notes. The financial reporting framework that has been applied in their preparation is the Institutes of Technology Acts 1992 to 2006 and generally accepted accounting practice.

#### Responsibilities of the Institute

The Institute is responsible for the preparation of the financial statements, for ensuring that they give a true and fair view and for ensuring the regularity of transactions.

#### Responsibilities of the Comptroller and Auditor General

My responsibility is to audit the financial statements and report on them in accordance with applicable law.

My audit is conducted by reference to the special considerations which attach to bodies in receipt of substantial funding from the State in relation to their management and operation.

My audit is carried out in accordance with the International Standards on Auditing (UK and Ireland) and in compliance with the Auditing Practices Board's Ethical Standards for Auditors.

#### Scope of audit of the financial statements

An audit involves obtaining evidence about the amounts and disclosures in the financial statements, sufficient to give reasonable assurance that the financial statements are free from material misstatement, whether caused by fraud or error. This includes an assessment of

- whether the accounting policies are appropriate to the Institute's circumstances, and have been consistently applied and adequately disclosed
- the reasonableness of significant accounting estimates made in the preparation of the financial statements, and
- the overall presentation of the financial statements.

I also seek to obtain evidence about the regularity of financial transactions in the course of audit.

#### Opinion on the financial statements

In my opinion, the financial statements

- give a true and fair view of the assets, liabilities and financial position of the Group and Institute as at 31 August 2015 and of the Group's income and expenditure for the year then ended; and
- have been properly prepared in accordance with generally accepted accounting practice.

In my opinion, the accounting records of the Institute were sufficient to permit the financial statements to be readily and properly audited. The financial statements are in agreement with the accounting records.

#### Matters on which I report by exception

I report by exception if I have not received all the information and explanations I required for my audit, or if I find

- any material instance where money has not been applied for the purposes intended or where the transactions did not conform to the authorities governing them, or
- the statement on internal control does not reflect the Institute's compliance with the Code of Governance of Irish Institutes of Technology, or
- there are other material matters relating to the manner in which public business has been conducted.

I have nothing to report in regard to those matters upon which reporting is by exception.

Seamus McCarthy  
Comptroller and Auditor General

28 October 2016

**ATHLONE INSTITUTE OF TECHNOLOGY**  
**Consolidated financial statements**  
**For the year ended 31 August 2015**

**STATEMENT OF ACCOUNTING POLICIES**

The significant accounting policies adopted by Athlone Institute of Technology are as follows:

**1 BASIS OF PREPARATION:**

The financial statements are prepared in accordance with generally accepted accounting principles in Ireland and the United Kingdom under the historical cost convention (except for certain assets which are included at valuation) and with the requirements of the Higher Education Authority.

**2 BASIS OF CONSOLIDATION**

In accordance with Financial Reporting Standard 3 - Reporting Financial Performance, AIT has consolidated all entities over which the Institute has control or the ability to control the operating and financial policies and procedures. In consolidating all such activities any inter-company transactions have been eliminated.

**3 RECOGNITION OF INCOME**

**State Grants:**

Recurrent grants from the Higher Education Authority and other bodies are recognised in the period in which they are receivable. Non-recurrent grants from the Higher Education Authority or other bodies received in respect of the acquisition or construction of fixed assets are treated as deferred capital grants and amortised in line with depreciation over the life of the assets.

**Minor Capital Works:**

The Minister for Education and Skills introduced a scheme to devolve responsibility for Summer and other Capital Works. Where minor capital works grant monies, in respect of this scheme, have not been expended they are treated as deferred income, provided the projects to which they are committed have been approved by the Governing Body, are fully defined, time phased and with estimates of costs. In all other cases minor capital works funding is recognised in the period received.

**Research Grants and Contracts:**

Income from Research Grants and contracts is matched to expenditure and is included in the income of the year in which the related expenditure has been incurred. Full provision is made for foreseeable losses. All research income and expenditure is shown under the headings Research Grants and Contracts.'

**Fee Income:**

Fee Income is accounted for on an accruals basis.

**Interest Income:**

All income from short term deposits is credited to the income and expenditure account in the period in which it is earned.

**4 STOCKS**

Expenditure on books and consumable stocks is charged to the Income and Expenditure Account as incurred.



**ATHLONE INSTITUTE OF TECHNOLOGY**  
**Consolidated financial statements**  
**For the year ended 31 August 2015**

**5 FIXED ASSETS AND DEPRECIATION**

Fixed assets, with the exception of land and paintings, are stated at historical cost or valuation less accumulated depreciation. Land and Paintings are stated at historical cost or valuation.

**(a) COST OR VALUATION**

Fixed assets in existence on 1 January 1993 (date of commencement order) are stated at valuation. The basis of valuation of land and buildings is set out at Note 13. Subsequent additions are stated at cost.

Buildings under construction are accounted for at cost based on the value of the architect's certificates and other direct costs incurred to the financial year end. They are not depreciated until they are brought into use.

**(b) EQUIPMENT**

From 1 September 2008, equipment costing less than €3,000 per individual item is written off to the income and expenditure account in the year of acquisition. Where individual items of equipment purchased are below the capitalisation limit (€3,000) and the total purchase invoice is in excess of the limit, these items are individually capitalised in the normal way.

**(c) DEPRECIATION**

Depreciation is provided on fixed assets (excluding land & paintings) on a straight line basis so as to write off their historical costs or valuations over their estimated useful lives as follows:

	<b>Years</b>
Buildings	50
Fixtures and Fittings including Prefabs	10
Computer Equipment	3
Plant & Machinery	10
Equipment	5
Motor Vehicles	5

All equipment funded from Research Grants and Contracts is depreciated over the life of the asset in line with the policy for all other Fixed Assets.

**6 FOREIGN CURRENCIES**

Transactions denominated in foreign currencies are translated into Euro and recorded at the rates of exchange ruling at the dates of the transactions. Monetary assets and liabilities denominated in foreign currencies are translated into Euro at the rates of exchange ruling at the balance sheet date.

**ATHLONE INSTITUTE OF TECHNOLOGY**  
**Consolidated financial statements**  
**For the year ended 31 August 2015**

**7 PENSIONS**

Pension entitlements of staff appointed before 1 January 2013 are conferred under a defined benefit scheme established under the Local Government (Superannuation) Act, 1980 and pension obligations are met by the Exchequer as they arise.

The superannuation scheme is operated on a Pay As You Go basis and therefore superannuation deductions made from employees are retained by the Institute, as an agreed part of its funding.

The Institute does not make contributions towards the scheme and has no obligation in respect of entitlements.

The Single Public Service Pension Scheme (Single Scheme) is the defined benefit pension scheme for pensionable public servants appointed on or after 1 January 2013 in accordance with the Public Service Pensions (Single Scheme and Other Provisions) Act 2012. Deductions made from employees under the Single Scheme are remitted by the Institute to the Department of Public Expenditure and Reform.

The Institute is prescribed in S.I. No 581 of 2012 as a relevant authority for the purposes of the Single Scheme. The Institute had 23 members of the Single Scheme at 31 August 2015. Future benefits accruing to Scheme members have not been provided for in these financial statements. It is the Institute's opinion (in accordance with Section 44 of the 2012 Act) that any liability in respect of the Single Scheme would be offset by an equivalent asset in respect of future State funding.

The Department of Public Expenditure and Reform is assessing the current arrangements in respect of the Single Scheme and is considering a number of options in relation to the future payment of benefits and financing of those benefits.

**8 DEFERRED CAPITAL GRANTS**

Deferred Capital Grants represent the amortised value of accumulated funds allocated for fixed assets.

**9 CAPITAL DEVELOPMENT RESERVE**

The Capital Development Reserve represents funds set aside by the Institute for specified capital development purposes. Such funds arise from student registration fees, non-State capital donations, banking facility fees and transfers from revenue reserves, in the latter case which have had prior approval of the Higher Education Authority, together with bank interest earned on these monies. Such funds shall be retained in the capital development reserve account provided the defined projects to which they are committed are in line with the Institute's capital development plan, have been approved by the Governing Body, time phased and with estimates of costs.

**10 LEASED ASSETS**

Rental under operating leases are charged to the Income and Expenditure account in the period in which the expenditure is incurred.

**ATHLONE INSTITUTE OF TECHNOLOGY**

**Consolidated Income And Expenditure Account  
For the year ended 31 August 2015**

<b>INCOME</b>	<b>NOTE</b>	<b>2015 €'000</b>	<b>2014 €'000</b>
State Grant	1	16,422	16,862
Tuition and student contribution fees	2	16,421	17,248
Amortisation of deferred capital grants	16	3,402	3,742
Research grants and contracts	3	3,829	4,060
Other income	5	2,699	3,008
Student support funding income recognised	4	530	591
Interest income		78	124
Ancillary activities	19	<u>2,582</u>	<u>2,445</u>
		<u><b>45,963</b></u>	<u><b>48,080</b></u>
 <b>EXPENDITURE</b>			
Academic departments	6	24,523	24,896
Academic services	7	1,780	1,541
Facilities costs	8	2,908	2,921
Central administration and services	9	4,472	4,436
Student services and general educational expenses	10	2,030	2,090
Research grants and contracts	3	4,182	3,960
Student support funding income applied	4	530	591
Depreciation	13	3,400	3,740
Ancillary Activities	19	<u>1,890</u>	<u>2,042</u>
		<u><b>45,715</b></u>	<u><b>46,217</b></u>
<b>OPERATING SURPLUS</b>		<u><b>248</b></u>	<u><b>1,863</b></u>
<b>Transfer to Capital Development Reserve</b>	18	<b>(840)</b>	<b>(928)</b>
<b>ACCUMULATED SURPLUS AT START OF YEAR</b>		<u><b>2,827</b></u>	<u><b>1,892</b></u>
<b>ACCUMULATED SURPLUS AT END OF YEAR</b>		<u><u><b>2,235</b></u></u>	<u><u><b>2,827</b></u></u>

There are no gains or losses other than those recognised above.

The statement of accounting policies, cash flow statement and notes 1 to 23 form part of the financial statements.

Signed:



Date:

26/10/16

Mr. Frank Ryan  
Chairman of AIT Governing Body

Signed:



Date:

26.10.16

Prof. Ciarán Ó Catháin  
President of AIT

**ATHLONE INSTITUTE OF TECHNOLOGY**

**Consolidated Balance Sheet as at 31 August 2015**

	NOTE	2015 €'000	2014 €'000
<b>FIXED ASSETS</b>	13	91,476	91,695
		91,476	91,695
<b>CURRENT ASSETS</b>			
Stock		23	28
Debtors and prepayments	14	1,477	1,833
Cash at bank and in hand		8,157	9,727
		9,657	11,588
<b>CURRENT LIABILITIES</b>			
Creditors and accrued expenses - Amounts falling due within one year	15	7,298	7,629
<b>NET CURRENT ASSETS</b>		2,359	3,959
<b>NET ASSETS</b>		93,835	95,654
<b>Represented by :</b>			
Deferred capital grants	16	91,476	91,695
Income and expenditure account		2,235	2,827
Capital development reserve	18	124	1,132
		93,835	95,654

The statement of accounting policies, cash flow statement and notes 1 to 23 form part of the financial statements.

Signed: Frank Ryan  
Mr. Frank Ryan  
Chairman of AIT Governing Body

Date: 26/10/16

Signed: Ciarán Ó Catháin  
Prof. Ciarán Ó Catháin  
President of AIT

Date: 26.10.16

ATHLONE INSTITUTE OF TECHNOLOGY

Institute Balance Sheet as at 31 August 2015

	NOTE	2015 €'000	2014 €'000
<b>FIXED ASSETS</b>	13	77,118	78,669
		<u>77,118</u>	<u>78,669</u>
<b>CURRENT ASSETS</b>			
Debtors and prepayments	14	1,370	1,871
Cash at bank and in hand		7,640	8,043
		<u>9,010</u>	<u>9,914</u>
<b>CURRENT LIABILITIES</b>			
Creditors and accrued expenses - Amounts falling due within one year	15	6,069	6,264
<b>NET CURRENT ASSETS</b>		<u>2,941</u>	<u>3,650</u>
<b>NET ASSETS</b>		<u><u>80,059</u></u>	<u><u>82,319</u></u>
<b>Represented by :</b>			
Deferred capital grants	16	77,118	78,669
Income and expenditure account		2,817	3,358
Capital development reserve	18	124	292
		<u>80,059</u>	<u>82,319</u>

The statement of accounting policies, cash flow statement and notes 1 to 23 form part of the financial statements.

Signed: Frank Ryan  
 Mr. Frank Ryan  
 Chairman of AIT Governing Body

Date: 26/10/16

Signed: Ciarán Ó Catháin  
 Prof. Ciarán Ó Catháin  
 President of AIT

Date: 26.10.16

## Consolidated Cash Flow Statement for the year ended 31 August 2015

	2015 €'000	2014 €'000
<b>Reconciliation of operating surplus to net cash inflow from operating activities</b>		
Operating surplus	248	1,863
Interest income	(78)	(124)
Depreciation	3,400	3,740
Amortisation in line with asset depreciation and loss on disposal	(3,400)	(3,740)
Loss on disposal of fixed assets	0	0
Decrease in stock	5	10
Decrease in debtors	356	2,007
Decrease in creditors	(331)	(2,541)
<b>Net cash inflow from operating activities</b>	<u>200</u>	<u>1,215</u>


**Cash Flow Statement**

<b>Net cash inflow from operating activities</b>	<u>200</u>	<u>1,215</u>
Interest received	78	124
<b>Capital Expenditure</b>		
Payments to acquire fixed assets	(3,183)	(1,249)
<i>Net cash outflow for capital expenditure</i>	<u>(3,183)</u>	<u>(1,249)</u>
<b>Financing</b>		
State capital grants for fixed assets	985	700
State recurrent grants for fixed assets	173	311
Other funds for fixed assets	177	312
<i>Net cash inflow from financing</i>	<u>1,335</u>	<u>1,323</u>
<b>(Decrease)/Increase in cash</b>	<u>(1,570)</u>	<u>1,413</u>

**Reconciliation of net cash flow to movement in net funds**

Net fund at start of year	9,727	8,314
Net funds at end of year	8,157	9,727
(Decrease)/Increase in cash	<u>(1,570)</u>	<u>1,413</u>

Signed:

  
Mr. Frank Ryan  
Chairman of AIT Governing Body

Date:

26/10/16

Signed:

  
Prof. Clarán Ó Catháin  
President of AIT

Date:

26.10.16

## NOTES TO THE CONSOLIDATED FINANCIAL STATEMENTS

## 1. STATE GRANTS

	Allocated for recurrent expenditure €'000	Allocated for capital expenditure €'000	Total 2015 €'000	Total 2014 €'000
State Grant for Recurrent Expenditure - Higher Education Authority	15,973	721	16,694	16,723
State Grant for Recurrent Expenditure - Health Service Executive	432	0	432	443
State Grant for Capital Expenditure - Department of Education and Skills	7	63	70	264
State Grant for Minor Capital Works - Department of Education and Skills	10	374	384	407
State Grant for Capital Expenditure - Department of Transport, Tourism & Sport	0	0	0	37
<b>Total - 2015</b>	<b>16,422</b>	<b>1,158</b>	<b>17,580</b>	
<b>Total - 2014</b>	<b>16,862</b>	<b>1,012</b>	<b>-</b>	<b>17,874</b>

The total cost of certain Higher Certificate and Ordinary Degree courses is subvented by the European Social Fund (ESF) at national level. State Grants for recurrent expenditure are partly funded from this EU assistance.

## 2. TUITION &amp; STUDENT CONTRIBUTION FEES

	2015 Student No. (WTE)	2015 €'000	2014 Student No. (WTE)	2014 €'000
Fees paid by State	3,299	3,227	3,192	3,800
Non-EU fees	270	2,320	298	3,133
Fees paid by students or on behalf of students	1,076	519	925	1,018
Life long learning and other fees	282	676	317	772
Student Contribution		9,679		8,525
	4,927	16,421	4,732	17,248

The HEA paid tuition fees in the year of €1.4m for full time degree courses and €.3m for higher certificate and ordinary degree courses, the total costs of which are part funded by the ESF. The Higher Education Authority paid €.8m in respect of the tuition fee element for full time nursing degree students.

The HEA paid tuition fees in the year of €.7m for full time degree, higher certificate and ordinary degree courses under the Springboard Initiative. Student numbers are stated as wholetime equivalents, based on enrolled credits

## 3 RESEARCH GRANTS AND CONTRACTS

	2015 €'000	2014 €'000
<b>Income</b>		
Research grants and contracts	3,997	4,189
Less allocated for capital expenditure	(168)	(129)
	<b>3,829</b>	<b>4,060</b>
<b>Expenditure</b>		
Staff costs	3,178	3,017
<b>Non-Pay Costs</b>		
Consultancy costs	95	148
Travel and subsistence	114	130
Equipment (non capitalised) purchases and maintenance	60	65
Other expenses	735	600
	<b>4,182</b>	<b>3,960</b>
<b>Net outcome</b>	<b>(353)</b>	<b>100</b>

Included in the Research Grant and Contract Income is an amount of €455,740 in respect of overhead recovery. The balance represents direct costs recovered for research work undertaken as outlined under expenditure headings above.

**4 STUDENT SUPPORT FUNDING**

	<b>Disabilities €'000</b>	<b>Student Assistance €'000</b>	<b>2015 €'000</b>	<b>2014 €'000</b>
Balance at 1 September 2014	171	71	242	136
Receipts				
Higher Education Authority	141	184	325	578
Other	1	133	134	130
Amounts applied - recurrent	(190)	(340)	(530)	(591)
Amounts applied - capital	(9)	0	(9)	(11)
Balance at 31 August 2015	<u>114</u>	<u>48</u>	<u>162</u>	<u>242</u>

Funding is provided by the Higher Education Authority under the National Development Plan and is part funded by the European Social Fund.

**5. OTHER INCOME**

	<b>2015 €'000</b>	<b>2014 €'000</b>
Superannuation deductions retained	1,744	1,637
Rental of facilities	53	50
Photocopying services	67	72
Sundry Income	385	418
Disposal of Fixed Assets	37	0
Brazilian & Saudi TVTC Stipend & Accomodation	413	831
	<u>2,699</u>	<u>3,008</u>

**6. ACADEMIC DEPARTMENTS**

	<b>2015 Total €'000</b>	<b>2014 Total €'000</b>
Pay	22,244	22,586
Non-Pay	2,279	2,310
<b>TOTAL</b>	<u>24,523</u>	<u>24,896</u>



**7. ACADEMIC SERVICES**

	<b>2015</b>	<b>2014</b>
	<b>Total</b>	<b>Total</b>
	<b>€'000</b>	<b>€'000</b>
Pay:	1,406	1,198
Non-Pay	374	343
<b>TOTAL</b>	<u><u>1,780</u></u>	<u><u>1,541</u></u>

**8. FACILITIES COSTS**

	<b>2015</b>	<b>2014</b>
	<b>Total</b>	<b>Total</b>
	<b>€'000</b>	<b>€'000</b>
Pay	1,260	1,279
Non-Pay	1,648	1,642
<b>TOTAL</b>	<u><u>2,908</u></u>	<u><u>2,921</u></u>

**9. CENTRAL ADMINISTRATION AND SERVICES**

	<b>2015</b>	<b>2014</b>
	<b>Total</b>	<b>Total</b>
	<b>€'000</b>	<b>€'000</b>
Pay	2,797	2,832
Non-Pay	1,675	1,604
<b>TOTAL</b>	<u><u>4,472</u></u>	<u><u>4,436</u></u>

10. STUDENT SERVICES AND GENERAL EDUCATIONAL EXPENSES

	2015 €'000	2014 €'000
Pay	1,132	1,123
Non-Pay	898	967
<b>TOTAL</b>	<b>2,030</b>	<b>2,090</b>

11. ANALYSIS OF EXPENDITURE

	Staff Costs €'000	Depreciation	Other operating expenses €'000	2015 €'000	2014 €'000
Research grants and contracts	3,178		1,004	4,182	3,980
Academic department	22,244		2,279	24,523	25,013
Academic services	1,406		374	1,780	1,541
Facilities costs	1,260		1,648	2,908	2,921
Central administration and services	2,797		1,675	4,472	4,277
Student services and amenities	1,261		1,299	2,560	2,703
Depreciation		2,884	0	2,884	3,223
Ancillary activities	798	516	1,092	2,406	2,559
<b>2015 Total</b>	<b>32,944</b>	<b>3,400</b>	<b>9,371</b>	<b>45,715</b>	<b>-</b>
<b>2014 Total</b>	<b>33,041</b>	<b>3,740</b>	<b>9,436</b>	<b>-</b>	<b>46,217</b>

Analysis of Other Operating Expenditure

Materials and other consumables	871	697
Light, heat and power	795	802
Repairs and maintenance costs	432	488
Printed material, books and periodicals	521	531
Travel and subsistence	542	540
Printing, stationary, postage and other office expenses	535	486
Rent, rates and insurance costs	258	205
Recruitment, training etc.	404	287
Audit fee	34	32
Consultancy costs	405	442
Computer costs	361	366
General educational expenditure	284	240
Subventions to students union etc.	762	822
Student support	384	448
General maintenance and ground costs	356	311
Research related expenditure	0	1
Hospitality	29	6
Advertising	202	247
Equipment (non capitalised) purchases and maintenance	277	284
Brazilian & Saudi TVTC stipend & accomodation	419	691
Other expenses	408	354
Ancillary activities	1,092	1,156
<b>Total</b>	<b>9,371</b>	<b>9,436</b>

## 12. TAXATION

The Athlone Institute of Technology is exempt from corporation tax under a charitable status order.

## 13. FIXED ASSETS

	Total €'000	Land & Buildings €'000	Fixtures & Fittings €'000	Computer Equipment €'000	Plant & Machinery €'000	Equipment €'000	Motor Vehicles €'000	
<b>Institute</b>								
<b>Cost or Valuation</b>		<b>91,535</b>	<b>4,674</b>	<b>4,703</b>	<b>1,085</b>	<b>11,360</b>	<b>297</b>	
At 1 September 2014	113,653	91,534	4,673	4,704	1,084	11,360	298	
Additions	1,335	112	344	443	174	235	27	
Disposal	(449)	0	(7)	(141)	0	(301)	0	
	<u>114,539</u>	<u>91,646</u>	<u>5,010</u>	<u>5,006</u>	<u>1,258</u>	<u>11,294</u>	<u>325</u>	
<b>Depreciation</b>								
At 1 September 2014	34,984	15,989	2,882	4,418	815	10,589	291	
Charge for year	2,884	1,677	336	320	75	465	11	
Disposal	(447)	0	(7)	(141)	0	(299)	0	
	<u>37,421</u>	<u>17,666</u>	<u>3,211</u>	<u>4,597</u>	<u>890</u>	<u>10,755</u>	<u>302</u>	
<b>Net Book Value</b>								
At 31 August 2015	<u>77,118</u>	<u>73,980</u>	<u>1,799</u>	<u>409</u>	<u>368</u>	<u>539</u>	<u>23</u>	
<b>Net Book Value</b>								
At 31 August 2014	<u>78,669</u>	<u>75,545</u>	<u>1,791</u>	<u>286</u>	<u>269</u>	<u>771</u>	<u>7</u>	
	<b>Total €'000</b>	<b>Land &amp; Buildings €'000</b>	<b>Fixtures &amp; Fittings €'000</b>	<b>Computer Equipment €'000</b>	<b>Plant &amp; Machinery €'000</b>	<b>Equipment €'000</b>	<b>Motor Vehicles €'000</b>	<b>Assets under Construction €'000</b>
<b>Consolidated</b>								
<b>Cost or Valuation</b>								
At 1 September 2014	129,034	104,429	6,383	4,751	1,189	11,966	298	18
Additions	3,183	112	371	449	174	259	27	1,791
Disposal	(449)	0	(7)	(141)	0	(301)	0	0
	<u>131,768</u>	<u>104,541</u>	<u>6,747</u>	<u>5,059</u>	<u>1,363</u>	<u>11,924</u>	<u>325</u>	<u>1,809</u>
<b>Depreciation</b>								
At 1 September 2014	37,339	17,041	3,618	4,464	835	11,090	291	0
Charge for year	3,400	2,003	470	322	86	508	11	0
Disposal	(447)	0	(7)	(141)	0	(299)	0	0
	<u>40,292</u>	<u>19,044</u>	<u>4,081</u>	<u>4,645</u>	<u>921</u>	<u>11,299</u>	<u>302</u>	<u>0</u>
<b>Net Book Value</b>								
At 31 August 2015	<u>91,476</u>	<u>85,497</u>	<u>2,666</u>	<u>414</u>	<u>442</u>	<u>625</u>	<u>23</u>	<u>1,809</u>
<b>Net Book Value</b>								
At 31 August 2014	<u>91,695</u>	<u>87,388</u>	<u>2,765</u>	<u>287</u>	<u>354</u>	<u>876</u>	<u>7</u>	<u>18</u>

**Cost or Valuation:**

Land and Buildings in existence on 1 January 1993 have been valued by the Valuation Office. Other fixed assets in existence on that date were valued by the Institute on the basis of open market value for existing use. Subsequent additions are stated at cost. Capital commitments outstanding as at 31 August 2015 amounted to €0 (€0 at 31st August 2014).

## 14. DEBTORS AND PREPAYMENTS

	Consolidated		Institute	
	2015 €'000	2014 €'000	2015 €'000	2014 €'000
Tuition fees	122	282	122	282
State recurrent grant	124	0	124	0
State and other capital grant	0	407	0	407
Research grants and contracts	626	604	626	604
Prepayments and accrued income	180	186	153	173
Other debtors	425	353	345	404
Maintenance grants	0	1	0	1
<b>Total</b>	<u>1,477</u>	<u>1,833</u>	<u>1,370</u>	<u>1,871</u>

15. CREDITORS AND ACCRUED EXPENSES

	Consolidated		Institute	
	2015 €'000	2014 €'000	2015 €'000	2014 €'000
AMOUNTS FALLING DUE WITHIN ONE YEAR				
Payments Received in Advance :				
Bank Tender	630	840	0	0
Research grants and contracts	2,124	1,980	2,124	1,980
Deferred income student support funding	162	242	162	242
	<u>2,916</u>	<u>3,062</u>	<u>2,286</u>	<u>2,222</u>
Trade creditors and accruals	621	693	414	660
State capital grant	13	99	13	99
PAYE & PRSI	934	958	922	948
Income tax withheld	-1	4	-1	4
Other creditors	85	79	71	66
Accruals and deferred income	2,730	2,734	2,364	2,265
	<u>4,382</u>	<u>4,567</u>	<u>3,783</u>	<u>4,042</u>
	<u>7,298</u>	<u>7,629</u>	<u>6,069</u>	<u>6,264</u>
	-331			

16. DEFERRED CAPITAL GRANTS

	Consolidated		Institute	
	2015 €'000	2014 €'000	2015 €'000	2014 €'000
Opening balance	91,695	94,188	78,669	80,779
<i>Capital grants receivable</i>				
Transfer from capital development reserve	1,848	97	0	0
State capital grants - Department of Education and Skills	437	663	437	663
Allocated from state recurrent grant - Higher Education Authority	721	311	721	311
Capital Grant-Department of Transport	0	37	0	0
Allocated from state recurrent grant - Health Service Executive	0	1	0	1
State capital grants - Higher Education Authority	9	11	9	11
Research Grants & Contracts (Note 3)	168	129	168	129
Swapped Assets	0	0	0	0
	<u>94,878</u>	<u>95,437</u>	<u>80,004</u>	<u>81,894</u>
<i>Release to Income:</i>				
Release to Income regarding Proceeds from Disposal of assets	(37)	0	(37)	0
Release to Income regarding profit from disposal of Fixed assets	37	0	37	0
Release to Income regarding loss on disposal of fixed assets	(2)	(2)	(2)	(2)
Amortisation in line with asset depreciation	(3,400)	(3,740)	(2,884)	(3,223)
	<u>(3,402)</u>	<u>(3,742)</u>	<u>(2,886)</u>	<u>(3,225)</u>
<b>Closing Balance</b>	<u>91,476</u>	<u>91,695</u>	<u>77,118</u>	<u>78,669</u>

17. Student Maintenance Grants	2015 €'000	2014 €'000
Receipts from Department of Education and Skills (Colleges Section)	21	300
Receipts from Department of Education and Skills (Student Support Unit)	0	112
Payments to students	(20)	(195)
Payments to students (top ups)	0	(74)
Net Cash outflow	<u>1</u>	<u>143</u>
<b>Opening Balance</b>	<b>(1)</b>	<b>(144)</b>
<b>Closing Balance</b>	<b><u>0</u></b>	<b><u>(1)</u></b>

The Institute processes payments to students in respect of ESF maintenance grants which are notified by the relevant VEC or Local Authority. Funding for these payments is provided by the Department of Education and Skills with co funding provided by the European Social Fund (ESF). These transactions are not included separately in the income and expenditure account. On a phased basis payments have phased away from the VEC& local Authority to SUSI.

18. Capital Development Reserves	Consolidated		Institute	
	2015 €'000	2014 €'000	2015 €'000	2014 €'000
Balance at start of year	<u>1,132</u>	<u>130</u>	<u>292</u>	<u>130</u>
Donation	0	111	0	111
Transfer from ancillary activities	827	97	0	0
Capital Contribution	0	60	0	0
Transfer from student contribution fees	13	80	13	80
Transfer from academic departments	0	570	0	570
Transfer from central administration and services	0	34	0	34
Transfer from Self Funding activities	0	147	0	147
Less - transfer to deferred capital grants	(1,848)	(97)	0	0
Less - transfer to AIT SportsCo	0	0	(181)	(780)
Closing Balance at end of year	<u>124</u>	<u>1,132</u>	<u>124</u>	<u>292</u>

#### 19. Ancillary Activities

The Institute has two subsidiary undertakings through which certain ancillary activities are carried out.

(a)	<b>Name</b> <b>Registered Office</b> <b>% Owned by AIT</b> <b>Activities</b> <b>Profit for the year</b> <b>Net assets at the balance sheet date</b>	College Support & Services Limited Athlone Institute of Technology, Dublin Road, Athlone 100% Student canteen, shop and track and pitch €279,573 €2,036,718
(b)	<b>Name</b> <b>Registered Office</b> <b>% Owned by AIT</b> <b>Activities</b> <b>Profit for the year</b> <b>Net assets at the balance sheet date</b>	AIT SPORTSCO Limited Athlone Institute of Technology, Dublin Road, Athlone 100% Indoor Sports Complex €23,193 €11,130,200

Total ancillary income amounts to €2,582,000. The majority of this income was earned by College Support & Services Limited. (€2,220,000). The remainder was earned by AIT SportsCo LTD.

Total ancillary expenditure amounts to €1,890,000. The majority of this expense was incurred by College Support & Services Limited. (€1,753,000). The remainder was incurred by AIT SportsCo LTD.

**20. Contingencies**

There were no contingencies existing at the 31st. August 2015

**21. Disclosure of Transactions - Governing Body Members**

In the normal course of business the Institute may enter into contractual arrangements with undertakings in which the Institute's Governing Body members are employed or otherwise interested. The Institute has adopted procedures in accordance with the Code of Practice for the Governance of State Bodies in relation to the disclosure of interests by members of the Board and the Institute has complied with these procedures during the year.

**22. Employees**

The average number of employees (whole-time equivalents) during the year was 510 (514 in 2014).

**23 Approval of Financial Statements**

The financial statements were approved by the Governing Body on 26th October, 2016.